

Product Information

S7-Panel-PLC

PC570V

PC570P

PC580P



(valid from version PC5x0x-xxx-03)

Description

Panel-PLC with TFT-colour touch panel

- PC570V/P 5,7" TFT (320x240 Pixel/ QVGA)
- PC580P 5,7" TFT (640x480 Pixel/ VGA)

Standard configuration:

- **RS232 with**
 - free ASCII-protocol
- **RS485 with**
 - free ASCII-protocol
 - Modbus RTU
 - with switchable terminate resistors for RS485
- **Ethernet with**
 - RFC1006,
 - Send/ Receive via TCP and UDP,
 - Modbus TCP
- **CAN with**
 - protocol compatible to CANopen®
 - layer2-communication
 - with switchable terminate resistors for CAN

- **Micro-SD-slot**
 - for SD-cards up to 8GByte

- **Run/Stop-switch**

- **Status LEDs** for Power, Battery, Error, Run

- **Inserting stripes** for Logo and identification (thereby customized adaption possible easy)

optional configuration:

- (optional)
- **Profibus DP-Master**
- **Profibus DP-Slave**
- with switchable terminate resistors for Profibus

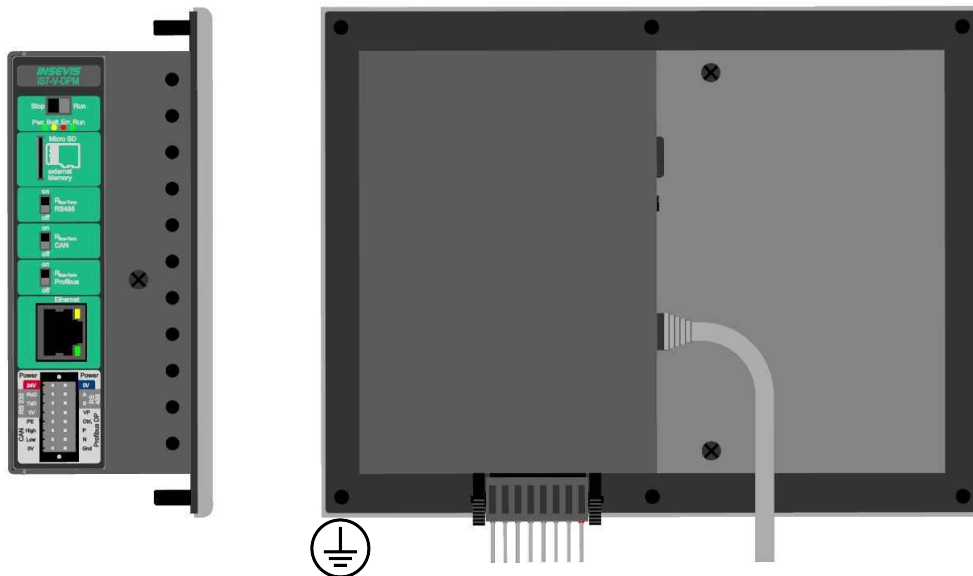


Figure above: Panel-PLCs PC580V, rear view and view from the side

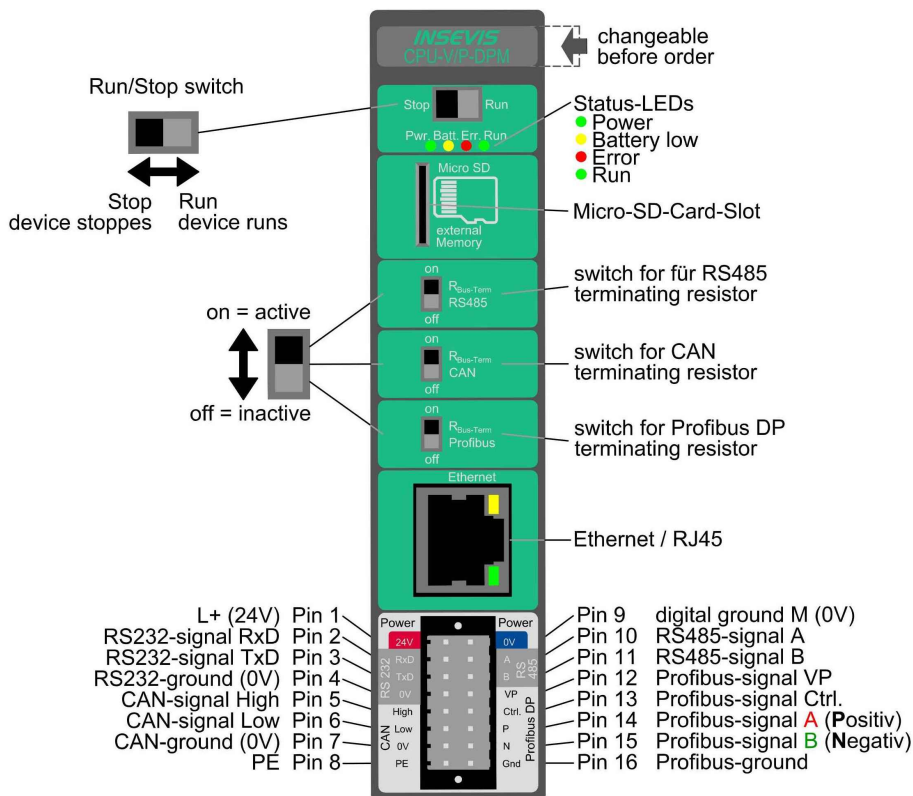


Figure above: Identification of all CPUs of all Panel-PLCs basic devices with CPU ValueLine and with Profibus DP Master

Technical data	Device	
Dimensions W x H x D (mm)	182 x 140 x 49	
Cut out W x H (mm)	163 x 118	
Weight	ca. 600 g	
Operating temperature range	-20°C ... +60°C (without condensation)	
Storage temperature range	-30°C ... +80°C	
IP-protection class front panel	IP65	
rear side	IP41	
Connection technology	unlockable connector with self-lock and 2 lift-arms (cage clamp technology) for cross section up to max. 1mm ²	
Load voltage L+	24V DC (11 V ... 30V DC)	
Current consumption	50 mA ... 650 mA	
Power dissipation	2 W (typ.), 10 W (max.)	
Start-up current	< 3A	
Diagonal of display (inch)	5,7" (145mm)	
Display resolution (pixel)	PC570V/P: 320x240 Pixel (QVGA) PC580P: 640x480 Pixel (VGA)	
Display unit	TFT display with 16Bit colours	
Operating unit	analog resistive touch screen	
Visualization software	VisuStage	
Reference unit	PC570V/P: PC570V PC580P: PC580	
Technical data	CPUs	
CPU-Typ	ValueLine (PC570V)	PowerLine (PC570P / PC580P)
Working memory = battery backed load memory	512kB, thereof 256 kByte remanent data	640kB, thereof 384 kByte remanent data
Diagnostic buffer	100 messages (all remanent)	100 messages (all remanent)
Flash internal for visualization	4 MByte	24 MByte
external memory card	Micro SD, up to max. 8 GByte	Micro SD, up to max. 8 GByte
OB, FC, FB, DB	each 1.024	
Lokal data	32kByte (2kByte per block)	
Number of inputs and outputs	in each case 2.048 Byte (16.384 Bit) adressable	
Process image	in each case 2.048 Byte (default set is 128 Byte)	
Number of Merkerbytes	2.048 (remanence adjustable, default set is 0..15)	
Number of Taktmerker	8 (1 Merkerbyte)	
Number of timer, counter	in each case 256 (each remanence adjustable einstellbar, default set is 0)	
Depth of nesting	up to 16 code blocks	
Real-time clock elapsed hour counter	yes (accumulator-backed hardware clock)	
	1 (32Bit, resolution 1h)	
Program language	STEP 7® - AWL, KOP, FUP, S7-SCL, S7-Graph from SIEMENS	
Program system	SIMATIC® Manager from SIEMENS or kompatible products	
Operating system	compatible to S7-300® from SIEMENS	
Program unit to reference	CPU 315-2PNDP	
Seriell interfaces (protocols)	COM1: RS 232 (free ASCII) COM2: RS 485 (free ASCII, Modbus-RTU)	
Ethernet (protocols)	Ethernet: 10/100 Mbit with CP343 functionality (RFC1006, TCP, UDP, Modbus-TCP)	
CAN (protocols)	CAN-Telegramms (Layer 2), kompatible to CANopen® MasterSlave 10 kBaud ... 1 MBaud	
Profibus (protocols)	Profibus DP V0 master/ slave 9,6kBaud ... 12 MBaud	
Onboard periphery	none	
Decentral periphery	- INSEVIS- Periphery (with automatic configuration via „ConfigStage“) - all CANopen® slaves according to DS401 - all Profibus DP-Vo-slaves - diverse external periphery families	

Control panel cut out

Dimensions

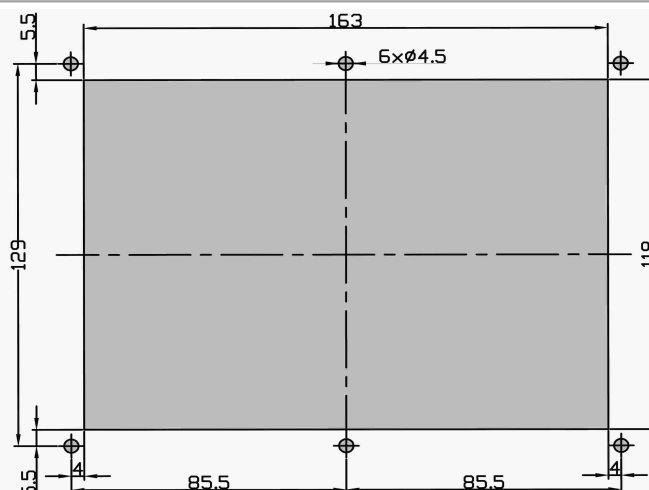
Cut out
W x H (mm) 163 x 118
6 holes with D 4,5mm

Mounting depth
ca. 49mm max.

Wiring outlet

- RJ45: in the center to the right
- connector 2x16 to the bottom
(rear view and horizontal mounting)

- RJ45: in the center down
- connector 2x16 to the left
(rear view and vertical mounting)



Documentation and samples



Internet: www.insevis.de

Box: Products / Panel-PLC
Download: TI-PC xxxx.pdf

Box: Documentation
Download: Manual Panel-PLC.pdf



Internet: www.insevis.de

Box: Service
Panel-PLC

INSEVIS provides sample programs for each function, well documented for free download

Ordering data devices

Identification	Standard	with Profibus DP Master	with Profibus DP Slave
S7-Panel-SPS PC570V	PC570V-0-03	PC570V-DPM-03	PC570V-DPS-03
S7-Panel-SPS PC570P	PC570P-0-03	PC570P-DPM-03	PC570P-DPS-03
S7-Panel-SPS PC580P	PC580P-0-03	PC580P-DPM-03	PC580P-DPS-03

Ordering data accessoires

Identification / Order-No.	Identification / Order-No.
Connector 2x8pin (for PLC) / E-CON16-00	VA- Drill jig for 5,7"-devices, stainless steel / E-DRL57-00
Mounting set for 5,7"-devices * / E-MNT57-00 (PU10 pcs.)	
Micro SD-card 1GB (external memory) / E-MSD1-00	Micro SD-card 4GB (external memory) / E-MSD4-00
Micro SD-card 2GB (external memory) / E-MSD2-00	Micro SD-card 8GB (external memory) / E-MSD8-00
3D-doming label with custom logo for front side (PU100 pcs.)	Inserting stripe H for logo and identification for rear side (PU100 pcs.)
OEM-Firmware with customized logo included / SW-BS-OEM	Profibus-adapter for 12MBaud-nets / E-AD-DP12

* (1x already part of first deliveries scope)

Copyright

This and all other documentation and software, supplied or hosted on INISEVIS web sites to download are copyrighted. Any duplicating of these data in any way without express approval by INSEVIS GmbH is not permitted.

All property and copy rights of these documentation and software and every copy of it are reserved to INSEVIS GmbH.

Trade Marks

INSEVIS refers that all trade marks of particular companies used in own documentation as e.g.

- STEP®, SIMATIC® and other as reserved trade mark of SIEMENS AG.
- CANopen® and other as reserved trade mark of CAN in Automation eG

and more reserved trade marks are property of the particular owners and are subjected to common protection of trade marks.

Disclaimer

All technical details in this documentation were created by INSEVIS with highest diligence. Anyhow mistakes could not be excluded, so no responsibility is taken by INSEVIS for the complete correctness of this information. This documentation will reviewed regularly and necessary corrections will be done in next version. With publication of this catalog all other versions are no longer valid.